



Problem C

Conveyor Belt

Input file: belt.in

Many mechanical systems work with rotating shafts connected with conveyor belts. The shafts have a variety of sizes and rotate in either a clockwise or a counterclockwise manner. The exact way in which a belt will connect two shafts depends on their rotations, as shown in Figures 1 and 2.




Figure 1

Figure 2

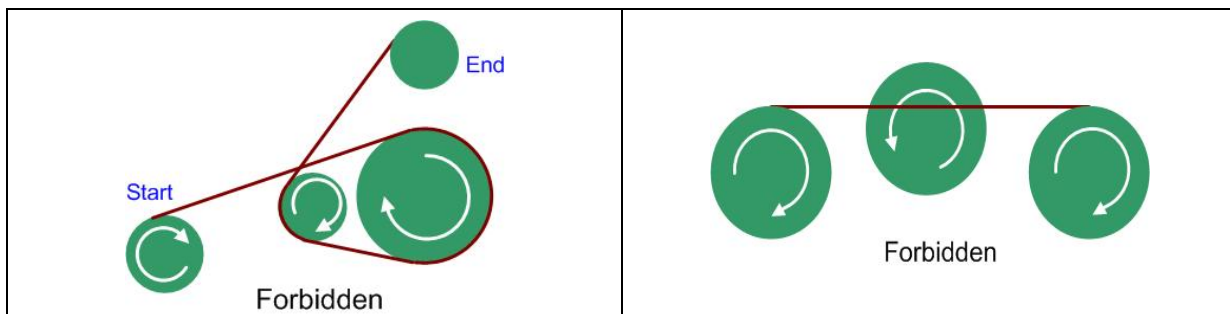


Figure 3

Figure 4

One task in setting up such mechanical systems is to link together two given shafts, subject to these constraints:

- If the two shafts being connected are too far apart, the belt may start to vibrate chaotically when perturbed slightly. To prevent this, you can connect shafts only when the distance between the points where the belt leaves one shaft and touches the other is less than some distance d (the exact value of d varies depending on the type of belt).
- No belt can cross over itself, as shown in Figure 3.
- No belt can pass through another shaft (or touch one rotating the wrong way), as shown in Figure 4.
- The belt is not a loop; it goes in only one direction, from the starting shaft to the ending shaft. The starting shaft “pushes” the belt and the ending shaft “pulls” it.

As an example, consider the problem of connecting shaft A to shaft D in Figure 5. Suppose that the distance needed to connect A to C (shown in blue dashed line) or to connect B to D is greater than the limit allowed. Then the shortest distance to connect A to D is shown in solid line, going from shaft A to B to C and then D. Notice that the connection cannot go from B to E and then D as the belt would cross itself.

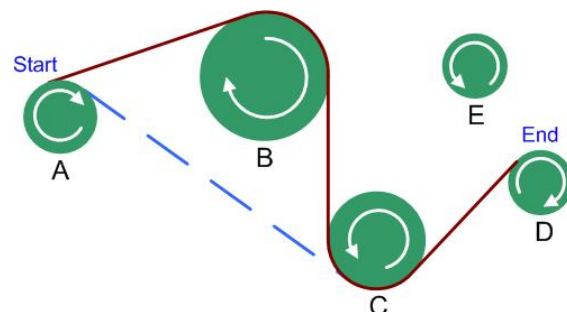


Figure 5

You must write a program that calculates the minimum length of the belt to connect the two given shafts.

Input

The input consists of multiple test cases. Each test case starts with a line containing an integer N ($1 \leq N \leq 20$) indicating the number of shafts, numbered from 0 to $N-1$. Starting on the next line are N four-tuples of the form $x y r s$, where x and y are the integer coordinates of a shaft center, r is the integer radius of the shaft, and s is either "C" for clockwise or "CC" for counterclockwise ($0 \leq x, y \leq 10000$ and $0 < r \leq 1000$). Positive x is right and positive y is up. The first four-tuple specifies shaft 0, the second one shaft 1 and so on. These four-tuples may extend over multiple lines, though no four-tuple will be split across two lines. No two shafts touch or overlap. The last line of each test case contains two integers i and j indicating the starting and ending shafts, followed by a floating point value d specifying the maximum distance constraint.

The last test case is followed by a line containing a single zero.

Output

For each test case, print the case number (starting with 1) followed by the length of the path of minimum distance. Print `Cannot reach destination shaft` if the destination shaft cannot be reached. Use the format shown in the sample output.

When measuring the distance, start where the belt first leaves the starting shaft and end where the belt first touches the ending shaft. Your distance calculation must include both the length of belt between shafts as well as the distance the belt travels around intermediate shafts. Your answer should be rounded to the nearest hundredth, though you need not print trailing zeroes after the decimal point.

Sample Input	Output for the Sample Input
5 24 50 14 C 93 78 20 C 118 8 15 CC 167 32 13 C 159 88 15 CC 0 3 82.5 5 24 50 14 C 93 78 20 C 118 8 15 CC 167 32 13 C 159 88 15 C 0 3 82.5 5 24 50 14 C 93 78 20 C 118 8 15 CC 167 32 13 C 159 88 15 C 0 3 8.5 0	Case 1: length = 271 Case 2: length = 228.23 Case 3: Cannot reach destination shaft